

AUDITOR'S REPORT

TO THE MEMBERS OF R.V.R. & J.C. COLLEGE OF ENGINEERING

We have audited the attached statement of affairs of R.V.R. & J.C. College of Engineering, Chowdavaram, Guntur-19 as at 31st March, 2022 and its income & expenditure account for the year ended on that date. These financial statements are the responsibility of the Institution's management. Our responsibility is to express an opinion on these financial statements based on audit.

We conducted the audit in accordance with accounting principles generally accepted in India, which require that we plan and perform the audit to obtain reasonable assurance that the financial statements are free from material misstatement. An audit includes examining, on a test basis, evidence supporting the amounts and disclosures in the financial statements. An audit also includes an assessment of the accounting principles used and significant estimates made by management, as well as evaluating the overall financial statement presentation. We believe that the audit provides a responsible basis for our opinion.

We report that:

- a. We have obtained all the information and explanations, which to the best of our knowledge and belief were necessary for the purpose of audit.
- b. In our opinion, proper books of accounts as required by law have been kept by the institution so far as appears from examination of such books.
- c. The statement of affairs and income & expenditure account dealt with by this report are in agreement with the books of account.
- d. In our opinion, the statement of affairs and income and expenditure account dealt with by this report comply with general accounting and audit principles accepted in India.
- e. In our opinion and according to the explanations given to us and to the best of our knowledge, the accounts give a true and a fair view.
 - i. In the case of statement of affairs, of the state of affairs of the institution as at 31st March 2022.
 - ii. In the case of income and expenditure account, of the excess of income over expenditure for the year ended on that date.

PLACE: GUNTUR
DATE : 29-08-2022



For CHEVUTURI ASSOCIATES
Chartered Accountants
Firm Regn No:000632S

S. Raghunadha Rao
(RAGHUNADHA RAO BALINENI)
Partner
ICAI Memb. No:28105

CONSOLIDATED INCOME & EXPENDITURE ACCOUNT FOR THE YEAR ENDED 31st MARCH 2022

PREVIOUS YEAR	EXPENDITURE	DETAILS	TOTAL	PREVIOUS YEAR	INCOME	DETAILS	TOTAL
Rs.		Rs. Ps.	Rs. Ps.	Rs.		Rs. Ps.	Rs. Ps.
	To Salaries			2,88,000	By Admission Fee		0.00
22,63,59,828	" Teaching Staff Salaries	23,90,31,017.00		43,14,99,700	" Tuition Fee		40,12,44,200.00
6,19,44,209	Add: Non-teaching Staff Salaries	<u>6,20,64,493.00</u>	30,10,95,510.00	68,10,150	" Special & Common Services Fee		43,68,500.00
				20,930	" Fines		56,455.00
61,21,697	" Management Contribution to PF		93,22,341.00	5,27,17,902	" Interest received (as per schedule)		4,44,04,897.00
2,66,179	" PF Administration Charges		3,58,339.00	2,391	" Insurance Claims received		5,492.00
2,66,228	" Insurance Fund		3,30,510.00	14,52,321	" Miscellaneous Income (as per schedule)		37,97,460.72
3,69,735	" ESI Contribution		3,63,643.00	82,00,000	" Rent received		82,00,000.00
79,045	" Staff Welfare Expenses		75,859.00	1,16,54,000	" Examination Fee collected		1,76,63,568.36
66,299	" Traveling expenses		1,06,957.00	7,94,344	" Bus Charges		0.00
2,04,015	" Conveyance Charges		2,39,255.00				
12,19,622	" Printing & Stationery		18,76,727.00				
11,360	" Postage & Telegrams		3,670.00				
35,77,543	" Telephone & Internet Charges		51,74,144.00				
55,161	" Freight & Handling Charges		16,235.00				
4,08,012	" Expenses for CRT & Placements		8,77,959.00				
5,59,206	" Students Welfare Expenses		9,54,390.70				
22,20,466	" Advertisement Charges		81,85,866.00				
16,34,944	" Repairs & Maintenance Charges		14,11,552.00				
16,51,438	" Insurance		17,29,631.00				
6,79,280	" Vehicle Maintenance		7,19,459.00				
33,90,339	" Electricity Charges		37,44,561.00				
16,321	" Bank Charges		13,361.57				
2,54,661	" Electrical Maintenance		5,21,622.00				
5,000	" Professional Tax		5,000.00				
19,23,989	" Miscellaneous Expenses		24,20,791.60				
5,08,768	" SSMA & AMC Charges		18,08,867.00				
2,18,300	" Audit Fee		2,18,300.00				
26,40,975	" Subscriptions & Contributions		4,95,752.00				
4,70,037	" Seminar Expenses		7,03,894.00				
1,23,58,529	" Fee paid to University & Government		99,07,546.00				
1,49,660	" Software License Fee		3,02,670.00				
1,09,170	" City Centre Maintenance		62,914.00				
55,55,449	" Maintenance of Buildings		59,02,007.00				
62,800	" Plantation Maintenance		1,23,570.00				
33,53,58,264	Balance C/F		35,90,72,903.87	51,34,39,739	Balance C/F		47,97,40,573.08





33,53,58,264	Balance B/F	35,90,72,903.87	51,34,39,739	Balance B/F	47,97,40,573.08
35,25,160	" TDS	44,55,000.48			
0	" Matching grants for Projects	9,99,600.00			
92,20,838	" Examination expenses	1,04,34,518.31			
0	" Bus Expenditure	24,89,948.00			
4,50,000	" Professional Charges	0.00			
30,00,000	" Poor & Merit Scholarship	0.00			
2,32,08,608	" Gratuity Fund	1,35,89,961.00			
27,28,700	" Fee written-off	11,50,950.00			
1,30,888	" Loss on Equipment written-off (as per schedule)	14,03,794.00			
5,02,19,726	" Depreciation for the year	4,50,75,447.00			
8,55,97,554	" Excess of Income over Expenditure	4,10,68,450.42			
51,34,39,739		47,97,40,573.08	51,34,39,739		47,97,40,573.08


For R.V.R. & J.C.College of Engineering, Chowdavaram, Guntur

Examined and found correct



(Dr.K.RAVINDRA)
PRINCIPAL


(R.GOPALA KRISHNA)
SECRETARY & CORRESPONDENT


(Dr.K.KRISHNA PRASAD)
TREASURER


(Dr.R.SRINIVAS)
PRESIDENT



For CHEVUTURI ASSOCIATES
Chartered Accountants
Firm Regn No:000632S

(RAGHUNADHA RAO BALINENI)
Partner
ICAI Memb. No:28105

PLACE: GUNTUR
DATE : 29-08-2022

CONSOLIDATED STATEMENT OF AFFAIRS AS AT 31-03-2022

AS AT 31.03.2021	LIABILITIES	DETAILS Rs. Ps.	TOTAL Rs. Ps.	AS AT 31.03.2021	ASSETS	DETAILS Rs. Ps.	TOTAL Rs. Ps.
1,08,99,99,399	CAPITAL FUND: Balance as on 1.4.2021	1,08,99,99,398.85		99,37,27,568.73	FIXED ASSETS: (As per the statement enclosed)		99,43,47,346.42
	Add: Contributions recd. for IR Projects	85,00,000.00					
		1,09,84,99,398.85					
	Add: Excess of Income over expenditure in General Funds	4,10,68,450.42					
		1,13,95,67,849.27					
	Less: Excess of Expenditure over Income in Special Funds	59,49,051.91	1,13,36,18,797.36	1,29,500	CURRENT ASSETS, LOANS & ADVANCES:		
55,29,20,923	RESERVES: Depreciation Reserve	55,29,20,923.53		8,85,11,030	CASH & BANK BALANCES: Cash on Hand	1,31,394.14	
	Add: Additions during the year	4,50,75,447.00		1,04,46,28,061	Cash at Union Bank of India	8,92,56,008.50	
		59,79,96,370.53			FDRs at Union Bank of India	1,13,95,18,256.00	1,22,89,05,658.64
	Less: Depreciation on deductions	89,20,563.31	58,90,75,807.22				
	IN CURRENT ACCOUNT WITH NAGARJUNA EDUCATION SOCIETY:			2,32,62,036	OTHER CURRENT ASSETS & ADVANCES:		
54,85,61,593	As per last year's Statement of Affairs	54,85,61,592.75		35,41,14,475	INTEREST RECEIVABLE ON FDRs:	2,11,35,051.00	
	Add: Received during the year	1,53,00,000.00			FEE RECEIVABLE: (As per schedule)	39,42,23,066.00	
		56,38,61,592.75		3,75,954	ADVANCES RECOVERABLE: (As per schedule)	35,80,103.17	
	Less: Repaid during the year	0.00	56,38,61,592.75	21,69,469	DEPOSITS RECOVERABLE:	21,70,449.00	1,65,00,14,327.81
	IN CURRENT ACCOUNT WITH SPECIAL FEE ACCOUNT:						
88,35,188	As per last year's Statement of Affairs	88,35,187.90					
	Add: Received during the year	19,62,991.00					
		1,07,98,178.90					
	Less: Repaid during the year	63,89,308.00					
		44,08,870.90					
	Add: Excess of Expenditure over Income in Special Funds A/c.	59,49,051.91	1,03,57,922.81				
8,24,15,662	Poor & Merit Scholarship Fund	8,24,15,662.46					
	Add: Received during the year	32,000.00					
		8,24,47,662.46					
	Add: Excess of Income over Expenditure	37,27,749.90	8,61,75,412.36				
2,28,27,32,765	Balance C/F		2,38,30,89,532.50	2,50,69,18,094	Balance C/F		2,64,43,61,674.23





2,28,27,32,765		Balance B/F		2,38,30,89,532.50		2,50,69,18,094		Balance B/F		2,64,43,61,674.23	
14,38,59,175	Gratuity Fund		14,38,59,174.96								
	Add: Received during the year		1,35,89,961.00								
			15,74,49,135.96								
	Add: Excess of Income over Expenditure		10,24,412.00		15,84,73,547.96						
CURRENT LIABILITIES:											
10,99,142	Sundry Creditors		78,033.30								
2,40,26,262	Salaries Payable		3,43,27,686.00								
2,09,02,670	University services fee payable		2,62,30,555.00								
	Deposits received for distribution of Awards		22,43,968.00								
22,43,968			22,43,968.00								
5,40,000	Tuition fee payable		43,30,134.00								
25,900	Common Services Fee Payable		44,400.00								
	Interest on Endowment Deposits payable to Meritorious students		4,17,147.00		6,76,71,923.30						
DEPOSITS REFUNDABLE:											
36,63,856	Bus Deposits		36,63,856.00								
2,39,00,000	Buses Security Deposit		2,43,80,000.00		2,80,43,856.00						
67,390	SCHOLARSHIPS A/C:										
	As per last year's Statement of Affairs		67,389.84								
	Add: Received during the year		35,001.00								
			1,02,390.84								
	Less: Disbursed during the year		70.80		1,02,320.04						
	Amounts Payable to										
35,74,793	AICTE/UGC/Qty/SDC/SAE India etc.		35,74,792.53								
	As per last year's Statement of Affairs		35,74,792.53								
	Add: Received during the year		59,92,561.00								
			95,67,353.53								
	Less: Expenditure during the year		25,86,859.10		69,80,494.43						
2,50,69,18,094		2,64,43,61,674.23		2,50,69,18,094		2,64,43,61,674.23					


For R.V.R. & J.C.College of Engineering, Chowdavaram, Guntur

Examined and found correct


(Dr.K.RAVINDRA)
PRINCIPAL


(R.GOPALA KRISHNA)
SECRETARY & CORRESPONDENT


(Dr.K.KRISHNA PRASAD)
TREASURER


(Dr.R.SRINIVAS)
PRESIDENT

For CHEVUTURI ASSOCIATES
Chartered Accountants
Firm Regn No:000632S

(RAGHUNADHA RAO BALINENI)
Partner
ICAI Memb. No:28105



PLACE: GUNTUR
DATE: 29-08-2022

GENERAL FUNDS
DETAILS OF FIXED ASSETS AS ON 31-03-2022

Sl. No.	Name of the Asset	Rate of Depreciation (%)	GROSS BLOCK					DEPRECIATION BLOCK					NET BLOCK		
			Amount Spent up to 31.03.2021		Additions during the year (above 180 days)	Additions during the year (below 180 days)	Deductions/ Written off during the year	Total amount spent up to 31.03.2022	Depreciation up to 31.03.2021		Depreciation for the year	Depreciation on deductions	Total depreciation up to 31.03.2022	As on 31.03.2022	
			Rs.	Ps.	Rs.	Ps.	Rs.	Ps.	Rs.	Ps.	Rs.	Ps.	Rs.	Ps.	Rs.
1	Land at Chowdavaram	0	66,57,006.50		0.00	0.00	0.00	66,57,006.50	0.00	0.00	0.00	0.00	0.00	66,57,006.50	66,57,006.50
2	Land at SVN Colony	0	70,21,050.00		0.00	0.00	0.00	70,21,050.00	0.00	0.00	0.00	0.00	0.00	70,21,050.00	70,21,050.00
3	Land at T.Nagar	0	9,00,85,600.00		0.00	0.00	0.00	9,00,85,600.00	0.00	0.00	0.00	0.00	0.00	9,00,85,600.00	9,00,85,600.00
4	Buildings	10%	23,77,31,555.82		0.00	24,39,861.00	0.00	24,01,71,416.82	14,23,31,863.82	96,61,962.00	0.00	0.00	15,19,93,825.82	8,81,77,591.00	9,53,99,692.00
5	Roads	10%	1,09,51,487.17		0.00	0.00	0.00	1,09,51,487.17	56,98,914.17	5,25,257.00	0.00	0.00	62,24,171.17	47,27,316.00	52,52,573.00
6	Bore Well	15%	14,37,990.50		0.00	0.00	0.00	14,37,990.50	9,15,589.50	78,360.00	0.00	0.00	9,93,949.50	4,44,041.00	5,22,401.00
7	Compound Fencing	10%	2,91,096.90		0.00	0.00	0.00	2,91,096.90	2,37,319.90	5,378.00	0.00	0.00	2,42,697.90	48,399.00	53,777.00
8	Compound Wall	10%	1,48,53,175.76		0.00	0.00	0.00	1,48,53,175.76	84,80,627.76	6,37,255.00	0.00	0.00	91,17,882.76	57,35,293.00	63,72,548.00
9	Sri GRR Statue	0	55,264.70		0.00	0.00	0.00	55,264.70	0.00	0.00	0.00	0.00	0.00	55,264.70	55,264.70
10	Statue(Sculpture)	0	0.00		0.00	1,80,300.00	0.00	1,80,300.00	0.00	0.00	0.00	0.00	0.00	1,80,300.00	0.00
11	Construction Equipment	15%	24,855.00		0.00	0.00	0.00	24,855.00	24,518.00	51.00	0.00	0.00	24,569.00	286.00	337.00
12	Electrical Installations	15%	1,33,87,327.67	60,005.00	84,799.00	0.00	1,35,32,131.67	1,00,39,620.67	5,17,517.00	0.00	0.00	1,05,57,137.67	29,74,994.00	33,47,707.00	
13	Canteen Equipment	15%	23,37,505.89	2,50,000.00	0.00	0.00	1,52,805.77	24,34,700.12	17,29,007.89	1,23,178.00	1,15,494.77	17,36,691.12	6,98,009.00	6,08,498.00	
14	Tools & Implements	40%	23,843.92	0.00	0.00	0.00	0.00	23,843.92	23,843.92	0.00	0.00	0.00	0.00	0.00	0.00
15	Office Equipment	15%	1,04,52,760.86	2,400.00	4,25,020.00	3,17,100.00	1,05,63,080.86	57,48,393.86	7,25,902.00	2,37,171.00	62,37,124.86	43,25,956.00	47,04,367.00		
16	Car (AP7BH2448)	15%	7,59,400.00	0.00	0.00	0.00	7,59,400.00	6,29,048.00	19,553.00	0.00	6,48,601.00	1,10,799.00	1,30,352.00		
17	Car (AP7DS 6669)	15%	8,71,648.00	0.00	0.00	0.00	8,71,648.00	3,76,357.00	74,294.00	4,20,997.00	4,50,651.00	4,20,997.00	4,95,291.00		
18	Mini Bus (AP7TC3555)	15%	15,72,855.00	0.00	0.00	0.00	15,72,855.00	12,99,957.00	40,935.00	0.00	13,40,892.00	2,31,963.00	2,72,898.00		
19	Auto (AP 7TE5445)	15%	4,07,034.00	0.00	0.00	0.00	4,07,034.00	2,76,548.00	19,573.00	0.00	2,96,121.00	1,10,913.00	1,30,486.00		
20	Watertanker (AP7TH 6858)	15%	18,59,200.00	0.00	0.00	0.00	18,59,200.00	8,03,052.00	1,58,422.00	0.00	9,61,474.00	8,97,726.00	10,56,148.00		
21	Furniture	10%	4,32,45,962.86	0.00	2,30,189.00	25,058.74	4,34,51,093.12	2,98,08,950.86	13,55,198.00	24,932.74	3,11,39,216.12	1,23,11,877.00	1,34,37,012.00		
22	Generator Equipment	15%	56,99,910.00	0.00	0.00	10,750.00	56,89,160.00	49,40,389.00	1,13,266.00	6,335.00	50,47,320.00	6,41,840.00	7,59,521.00		
23	Telephones	15%	11,47,112.62	0.00	0.00	0.00	11,47,112.62	8,61,244.62	42,880.00	0.00	9,04,124.62	2,42,988.00	2,85,868.00		
24	Other Equipment	15%	10,30,000.00	0.00	0.00	0.00	10,30,000.00	7,77,314.00	37,903.00	0.00	8,15,217.00	2,14,783.00	2,52,686.00		
25	Dispensary Equipment	15%	39,286.00	0.00	0.00	0.00	39,286.00	16,496.00	3,419.00	0.00	19,915.00	19,371.00	22,790.00		
26	Audio Visual Lab Equipment	15%	96,53,534.64	1,30,000.00	13,622.00	3,03,044.50	94,94,112.14	58,58,447.64	5,77,242.00	2,19,424.50	62,16,265.14	32,77,847.00	37,95,087.00		
27	Fire Extinguishers	15%	5,27,483.08	0.00	0.00	0.00	5,27,483.08	4,22,613.08	15,731.00	0.00	4,38,344.08	89,139.00	1,04,870.00		
28	Plantation Equipment	15%	10,23,145.50	0.00	0.00	0.00	10,23,145.50	5,94,840.50	64,246.00	0.00	6,59,086.50	3,64,059.00	4,28,305.00		
29	Hostel Equipment	15%	1,87,857.86	0.00	0.00	0.00	1,87,857.86	1,80,662.86	1,079.00	0.00	1,81,741.86	6,116.00	7,195.00		
30	Buses	15%	2,74,10,000.00	0.00	0.00	18,70,000.00	2,55,40,000.00	1,50,49,214.00	17,60,594.00	12,46,507.00	1,55,63,301.00	99,76,699.00	1,23,60,786.00		
31	NSS Equipment	15%	4,996.00	0.00	0.00	0.00	4,996.00	4,695.00	45.00	0.00	4,740.00	256.00	301.00		
32	A.C. Units	15%	1,18,11,043.00	0.00	9,11,780.00	0.00	1,27,22,823.00	66,98,036.00	8,35,335.00	0.00	75,33,371.00	51,89,452.00	51,13,007.00		
33	Energy Park Equipment	15%	1,31,455.00	0.00	0.00	0.00	1,31,455.00	1,23,474.00	1,197.00	0.00	1,24,671.00	6,784.00	7,981.00		
34	Water Plant Equipment	15%	6,81,693.00	0.00	0.00	0.00	6,81,693.00	5,45,175.00	20,478.00	0.00	5,65,653.00	1,16,040.00	1,36,518.00		
35	Musical Instruments Equipment	15%	3,60,613.00	0.00	0.00	0.00	3,60,613.00	1,73,026.00	28,138.00	0.00	2,01,164.00	1,59,449.00	1,87,587.00		
36	Lift	15%	54,25,000.00	0.00	0.00	0.00	54,25,000.00	23,43,244.00	4,62,263.00	0.00	28,05,507.00	26,19,493.00	30,81,756.00		
37	Solar Plant	40%	3,24,64,958.00	0.00	0.00	0.00	3,24,64,958.00	2,12,97,778.00	44,66,872.00	0.00	2,57,64,650.00	67,00,308.00	1,11,67,180.00		
38	Lab Equipments (as per statement enclosed)	-	20,51,28,705.45	6,29,472.00	48,64,427.00	74,95,068.30	20,31,27,536.15	14,91,48,008.45	1,10,80,116.00	69,21,621.30	15,33,06,503.15	4,98,21,033.00	5,59,80,697.00		
39	Women's Hostel Assets (as per statement enclosed)	-	3,32,65,765.71	0.00	1,55,000.00	0.00	3,34,20,765.71	2,41,40,857.71	9,57,487.00	0.00	2,50,98,344.71	83,22,421.00	91,24,908.00		
40	Women's Hostel -II Assets (as per statement enclosed)	-	3,48,24,056.00	0.00	67,040.00	2,480.00	3,48,88,616.00	1,80,86,395.00	18,04,868.00	1,225.00	1,98,90,038.00	1,49,98,578.00	1,67,37,661.00		
41	Men's Hostel Assets (as per statement enclosed)	-	17,88,84,333.32	0.00	5,00,220.00	1,48,050.00	17,92,36,503.32	9,32,35,400.32	88,59,453.00	1,47,852.00	10,19,47,001.32	7,72,89,502.00	8,56,48,933.00		
			99,37,27,568.73	10,71,877.00	98,72,258.00	1,03,24,357.31	99,43,47,346.42	55,29,20,923.53	4,50,75,447.00	89,20,563.31	58,90,75,807.22	40,52,71,539.20	44,08,06,645.20		

Utho S. Suresh
Secretary & Correspondent
R.V.R. & J.C. College of Engineering
Chandramoulipuram,
CHOWDAVARAM-522 019

INCOME & EXPENDITURE ACCOUNT RELATING TO SPECIAL FUNDS FOR THE YEAR ENDED 31st MARCH 2022

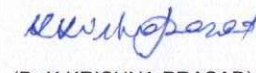
PREVIOUS YEAR	EXPENDITURE	DETAILS	TOTAL	PREVIOUS YEAR	INCOME	DETAILS	TOTAL
Rs.		Rs. Ps.	Rs. Ps.	Rs.		Rs. Ps.	Rs. Ps.
81,419	To ECE Lab Maintenance	27,100.00		11,70,000	By Fee Collected		11,74,500.00
78,930	" Mechanical Lab Maintenance	1,52,353.00		0	" Miscellaneous Receipts		3,574.00
71,666	" Civil Lab Maintenance	1,29,969.00					
53,428	" Computer Lab Maintenance	20,203.00					
0	" CSBS Lab Maintenance	1,029.00					
0	" CSE-IOT Lab Maintenance	2,122.00					
0	" CSE-AL&ML Lab Maintenance	4,772.00					
27,902	" IT Lab Maintenance	13,795.00					
92,419	" EEE Lab Maintenance	80,362.00					
72,044	" Chemical Engg. Lab Maintenance	1,37,194.76		52,11,171	" Excess of Expenditure over Income (Transfer to General Fee Account)		59,49,051.91
90,232	" Chemistry Lab Maintenance	98,945.03					
3,754	" Physics Lab Maintenance	8,589.00	6,76,433.79				
12,377	" Audio-Visual Lab Maintenance		41,042.00				
4,05,002	" Generator Maintenance		7,56,536.00				
1,22,817	" Games & Sports Expenses		3,37,017.38				
2,750	" Library Maintenance		13,720.00				
42,472	" Newspapers & Magazines		72,596.00				
27,30,257	" Journals		29,98,698.00				
53	" Bank Charges		5.90				
4,49,677	" TDS		0.00				
2,500	" Fee written-off		2,750.00				
0	" Loss on Equipment written-off		538.00				
20,41,472	" Depreciation for the year		22,27,788.84				
63,81,171			71,27,125.91	63,81,171			71,27,125.91

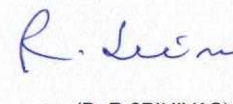
For R.V.R. & J.C.College of Engineering, Chowdavaram, Guntur

Examined and found correct


(Dr.K.RAVINDRA)
PRINCIPAL


(R.GOPALA KRISHNA)
SECRETARY & CORRESPONDENT


(Dr.K.KRISHNA PRASAD)
TREASURER


(Dr.R.SRINIVAS)
PRESIDENT

For CHEVUTURI ASSOCIATES
Chartered Accountants
Firm Regn No:000632S

(RAGHUNADHA RAO BALINENI)
Partner
ICAI Memb. No:28105

PLACE: GUNTUR
DATE : 29-08-2022



STATEMENT OF AFFAIRS RELATING TO SPECIAL FUNDS AS AT 31-03-2022

AS AT 31.03.2021 Rs.	LIABILITIES	DETAILS Rs. Ps.	TOTAL Rs. Ps.	AS AT 31.03.2021 Rs.	ASSETS	DETAILS Rs. Ps.	TOTAL Rs. Ps.
2,70,13,312	<u>RESERVES:</u> Depreciation Reserve	2,70,13,312.56		3,23,77,196	<u>FIXED ASSETS:</u> (As per the statement enclosed)		3,26,88,905.40
	Add: Additions during the year	22,27,788.84			<u>CURRENT ASSETS, LOANS & ADVANCES:</u>		
		2,92,41,101.40			<u>CASH & BANK BALANCES:</u>		
	Less: Depreciation on deductions	40,006.00	2,92,01,095.40	31,050	Cash on Hand	20,043.50	
1,52,05,706	<u>CAUTION DEPOSITS REFUNDABLE:</u> As per last year's Statement of Affairs	1,52,05,706.00		2,11,164	Cash at Union Bank of India	7,67,309.06	7,87,352.56
	Add: Received during the year	3,95,225.00	1,56,00,931.00	1,45,677	Closing Stock of Chemicals & Materials		
					Stock of Chem.Engg. Lab Chemicals		1,09,398.86
5,32,052	<u>CURRENT LIABILITIES:</u> Sundry Creditors		42,882.00	55,225	Stock of Chemistry Lab Chemicals		81,345.10
				2,29,320	Stock of Sports Materials		3,22,483.67
				8,66,250	<u>SPECIAL FEE RECEIVABLE</u>		4,97,500.00
					<u>IN CURRENT ACCOUNT WITH GENERAL FUNDS ACCOUNT:</u>		
				88,35,188	As per last year's Statement of Affairs	88,35,187.90	
					Less: Received during the year	63,89,308.00	
						24,45,879.90	
					Add: Repaid during the year	19,62,991.00	
						44,08,870.90	
					Add: Excess of Expenditure over Income for the year	59,49,051.91	1,03,57,922.81
							1,21,56,003.00
4,27,51,070			4,48,44,908.40	4,27,51,070			4,48,44,908.40

For R.V.R. & J.C.College of Engineering, Chowdavaram, Guntur

Examined and found correct

(Signature)
(Dr.K.RAVINDRA)
PRINCIPAL

(Signature)
(R.GOPALA KRISHNA)
SECRETARY & CORRESPONDENT

(Signature)
(Dr.K.KRISHNA PRASAD)
TREASURER

(Signature)
(Dr.R.SRINIVAS)
PRESIDENT




For CHEVUTURI ASSOCIATES
Chartered Accountants
Firm Regn No:000632S
(Signature)
(RAGHUNADHA RAO BALINENI)
Partner
ICAI Memb: No: 28105

PLACE: GUNTUR
DATE : 29-08-2022

SPECIAL FUNDS

DETAILS OF FIXED ASSETS AS ON 31.03.2022

Sl. No.	Name of the Asset	Rate of Depreciation	GROSS BLOCK					DEPRECIATION BLOCK				NET BLOCK	
			Amount Spent up to 31.03.2021	Additions during the year (above 180 days)	Additions during the year (below 180 days)	Deductions/ Written off during the year	Total amount spent up to 31.03.2022	Depreciation up to 31.03.2021	Depreciation for the year	Depreciation on deductions	Total depreciation up to 31.03.2022	As on 31.03.2022	As on 31.03.2021
			Rs. Ps.	Rs. Ps.	Rs. Ps.	Rs. Ps.	Rs. Ps.	Rs. Ps.	Rs. Ps.	Rs. Ps.	Rs. Ps.	Rs. Ps.	Rs. Ps.
1	Library Books	40%	2,53,34,321.53	0.00	2,92,253.84	0.00	2,56,26,575.37	2,38,06,237.53	6,69,684.84	0.00	2,44,75,922.37	11,50,653.00	15,28,084.00
2	Tools & Implements	15%	44,955.11	0.00	0.00	0.00	44,955.11	44,954.11	0.00	0.00	44,954.11	1.00	1.00
3	Sports Equipment	40%	69,97,918.92	60,000.00	0.00	40,544.00	70,17,374.92	31,62,120.92	15,58,104.00	40,006.00	46,80,218.92	23,37,156.00	38,35,798.00
			3,23,77,195.56	60,000.00	2,92,253.84	40,544.00	3,26,88,905.40	2,70,13,312.56	22,27,788.84	40,006.00	2,92,01,095.40	34,87,810.00	53,63,883.00


Secretary & Correspondent
R.V.R. & J.C. College of Engineering
Chandramoulipuram,
CHOWDAVARAM-522 019